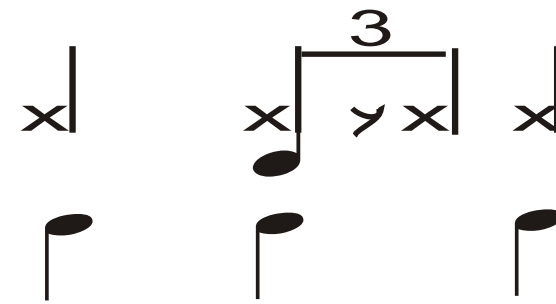
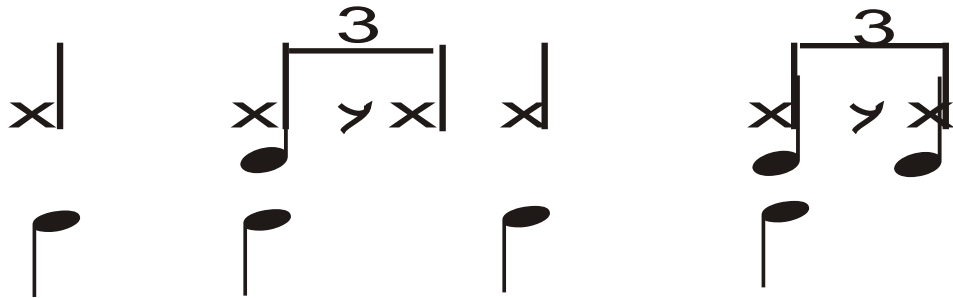
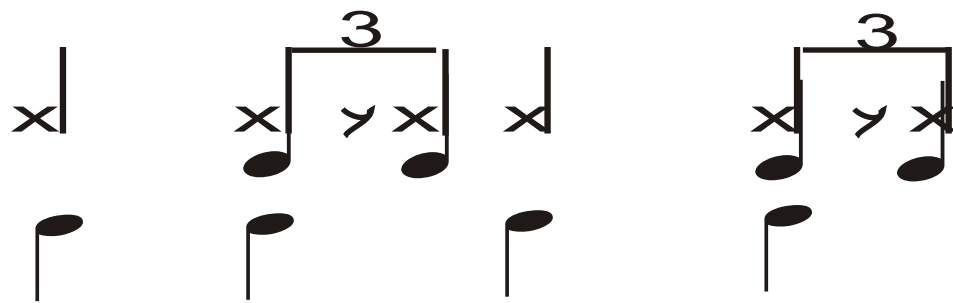
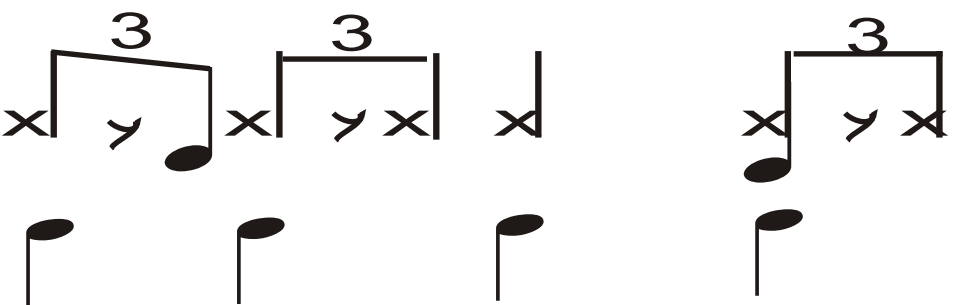


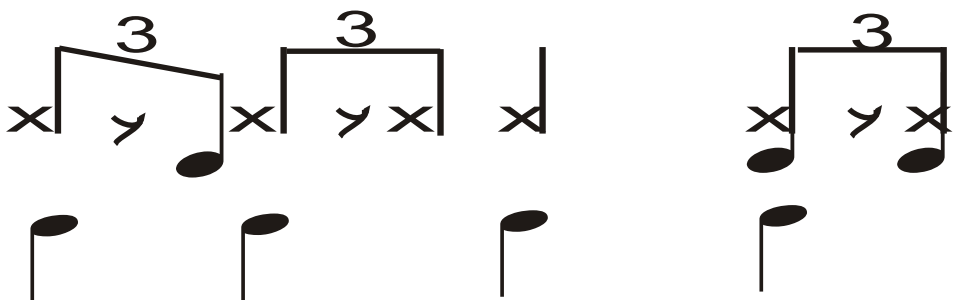
Swing 1 (hi hat on 2&4)

1) 

2) 

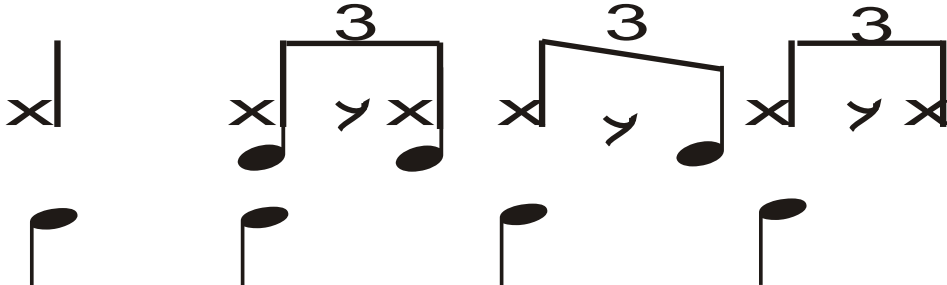
3) 

4) 

5) 

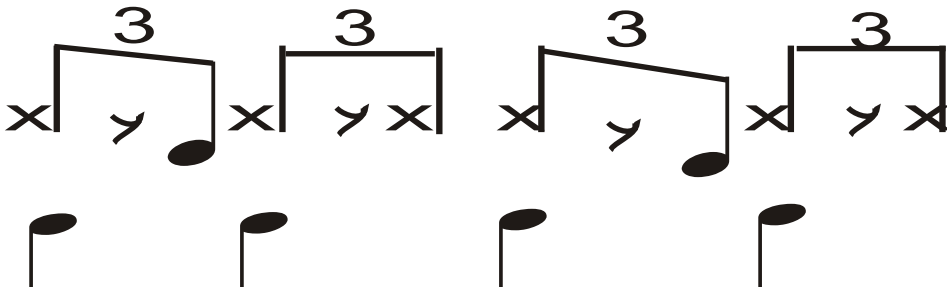
Swing 2 (hi hat on 2&4)

1)



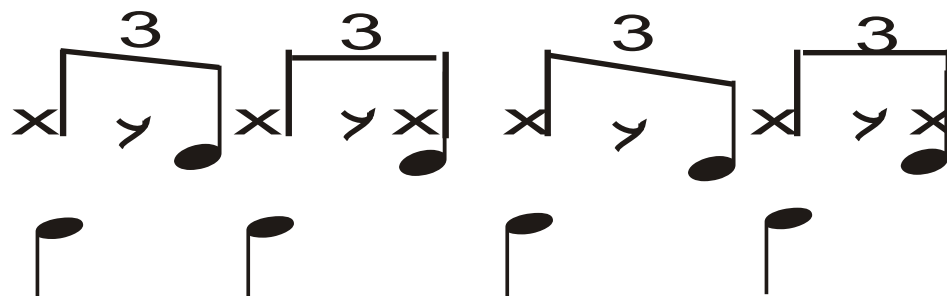
Exercise 1 consists of two staves. The top staff shows a sequence of four measures. The first measure has a hi-hat 'x' on the first beat. The second measure has a triplet of eighth notes (quarter note, eighth note, eighth note) starting on the second beat, with a 'y' under the first eighth note and an 'x' under the second eighth note. The third measure has a triplet of eighth notes starting on the second beat, with a 'y' under the first eighth note. The fourth measure has a triplet of eighth notes starting on the second beat, with a 'y' under the first eighth note and an 'x' under the second eighth note. The bottom staff shows four quarter notes, one in each measure, corresponding to the first four beats of the top staff.

2)



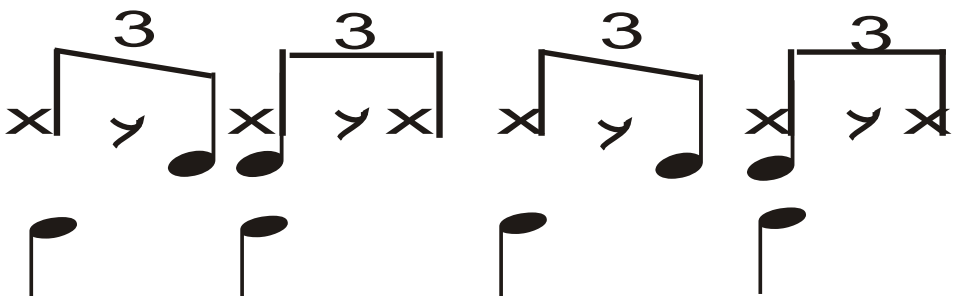
Exercise 2 consists of two staves. The top staff shows a sequence of four measures. The first measure has a triplet of eighth notes starting on the second beat, with a 'y' under the first eighth note and an 'x' under the second eighth note. The second measure has a triplet of eighth notes starting on the second beat, with a 'y' under the first eighth note and an 'x' under the second eighth note. The third measure has a triplet of eighth notes starting on the second beat, with a 'y' under the first eighth note. The fourth measure has a triplet of eighth notes starting on the second beat, with a 'y' under the first eighth note and an 'x' under the second eighth note. The bottom staff shows four quarter notes, one in each measure, corresponding to the first four beats of the top staff.

3)




Exercise 3 consists of two staves. The top staff shows a sequence of four measures. The first measure has a triplet of eighth notes starting on the second beat, with a 'y' under the first eighth note and an 'x' under the second eighth note. The second measure has a triplet of eighth notes starting on the second beat, with a 'y' under the first eighth note and an 'x' under the second eighth note. The third measure has a triplet of eighth notes starting on the second beat, with a 'y' under the first eighth note. The fourth measure has a triplet of eighth notes starting on the second beat, with a 'y' under the first eighth note and an 'x' under the second eighth note. The bottom staff shows four quarter notes, one in each measure, corresponding to the first four beats of the top staff.

4)



Exercise 4 consists of two staves. The top staff shows a sequence of four measures. The first measure has a triplet of eighth notes starting on the second beat, with a 'y' under the first eighth note and an 'x' under the second eighth note. The second measure has a triplet of eighth notes starting on the second beat, with a 'y' under the first eighth note and an 'x' under the second eighth note. The third measure has a triplet of eighth notes starting on the second beat, with a 'y' under the first eighth note. The fourth measure has a triplet of eighth notes starting on the second beat, with a 'y' under the first eighth note and an 'x' under the second eighth note. The bottom staff shows four quarter notes, one in each measure, corresponding to the first four beats of the top staff.

5)



Exercise 5 consists of two staves. The top staff shows a sequence of four measures. The first measure has a triplet of eighth notes starting on the second beat, with a 'y' under the first eighth note and an 'x' under the second eighth note. The second measure has a triplet of eighth notes starting on the second beat, with a 'y' under the first eighth note and an 'x' under the second eighth note. The third measure has a triplet of eighth notes starting on the second beat, with a 'y' under the first eighth note. The fourth measure has a triplet of eighth notes starting on the second beat, with a 'y' under the first eighth note and an 'x' under the second eighth note. The bottom staff shows four quarter notes, one in each measure, corresponding to the first four beats of the top staff.

Swing 3 (hi hat on 2&4)

1)

Triplet of eighth notes (x, y, x) in measures 1 and 3. Triplet of eighth notes (x, y, x) in measures 2 and 4. Bottom staff shows a steady eighth-note bass line.

2)

Single eighth note (x) in measures 1 and 3. Triplet of eighth notes (x, x, x) in measures 2 and 4. Bottom staff shows a steady eighth-note bass line.

3)

Triplet of eighth notes (x, y, x) in measures 1 and 3. Triplet of eighth notes (x, x, x) in measures 2 and 4. Bottom staff shows a steady eighth-note bass line.

4)

Triplet of eighth notes (x, y, x) in measures 1 and 3. Triplet of eighth notes (x, x, x) in measures 2 and 4. Bottom staff shows a steady eighth-note bass line.

5)

Triplet of eighth notes (x, y, x) in measures 1 and 3. Triplet of eighth notes (x, y, x) in measures 2 and 4. Bottom staff shows a steady eighth-note bass line.

Swing 6 (hi hat on 2&4)

1)

2)

swing w/bossanova

3)

swing w/bo diddley

4)